





hopper
obd

**QUICK
START!**

EASY STEPS

-  Plug your OBD into the car's OBD port, which is usually found underneath the steering wheel. When plugged in, a blue light should appear.
-  Download the Hopper app and follow the instructions to connect your OBD and phone via the app.
-  Select your preferred mechanic in the app and let them monitor your car's data. They will contact you if necessary.
-  That's it. Enjoy & drive safely!



DOWNLOAD HOPPER APP

get.hopper.dk

HAPPY
ON THE GO



hopper
support.hopper.dk